



OCEAN REFRIGERATION



FRONT LOAD FRIDGE

BRK35



FRIDGE/FREEZER

C26



FRIDGE/FREEZER (basket SA14861 not included)

C41



FRIDGE/FREEZER

C65 - Digital Display

MODEL	BRK35	C26	C41	C65
Dimensions W x D x H mm	440 x 710 x 240	510 x 345 x 385	610 x 385 x 400	720 x 475 x 450
Capacity (Litres)	35	26	41	65
Power Voltage	12/24	12/24	12/24	12/24
Nominal Input	30.5 W	30.5 W	30.5 W	38.5 W
Average Consumption*	12 W/H	8 W/H	12 W/H	12 W/H
Cooling Unit	External	Internal	Internal	Internal
Net Weight (KG)	15.7	16	18	24

* Average Power Consumption, tested at 30°C Ambient Temperature



SERADA

OCEAN REFRIGERATION



C35BT - FREEZER
C55BT - FREEZER



C42LPXF - STANDARD
C42LIXPF - STAINLESS STEEL



C75LPFX - STANDARD
C75LXPF - STAINLESS STEEL



C45LPFX - STANDARD

MODEL	C35BT	C55BT	C42LXPF	C45LPFX	C75LPFX
Dimensions W x D x H mm	390 x 400 x 535	470 x 460 x 615	380 x 370 x 520	390 x 400 x 540	470 x 460 x 615
Capacity (Litres)	33	56	40	40	75
Power Voltage	12/24	12/24	12/24	12/24	12/24
Nominal Input	38.5 W	38.5 W	30.5 W	30.5 W	38.5 W
Average Consumption*	27 W/H	31 W/H	10.5 W/H	10.5 W/H	14 W/H
Cooling Unit	External	External	External	External	External
Net Weight (KG)	22.9	29.8	15.8	16.1	21

* Average Power Consumption, tested at 30°C Ambient Temperature



OCEAN REFRIGERATION



C130LPFX - STANDARD
C130LXPF - STAINLESS STEEL

C39 I



C50 I

C60IPF - STANDARD
C60IXPF - STAINLESS STEEL

MODEL	C130LPFX	C39 I	C50 I	C60IPF
Dimensions W x D x H mm	525 x 550 x 765	390 x 400 x 540	400 x 390 x 640	470 x 460 x 615
Capacity (Litres)	133	38	50	60
Power Voltage	12/24	12/24	12/24	12/24
Nominal Input	38.5 W	38.5 W	38.5 W	38.5 W
Average Consumption*	19.5 W/H	11 W/H	13 W/H	13.5 W/H
Cooling Unit	External	Internal	Internal	Internal
Net Weight (KG)	27.4	15.7	15.7	15.8

* Average Power Consumption, tested at 30°C Ambient Temperature



SERADA

OCEAN REFRIGERATION



Specially Designed Angled Back

C62IPF - STANDARD
C62IXPF - STAINLESS STEEL



C85IPF - STANDARD
 Vegetable tray not included (indent only)



C115 I - STANDARD



C90IPF - STANDARD
 Compressor Mounted Behind Freezer Box At Top Of Refrigerator

MODEL	C62IPF	C85IPF	C90IPF	C115 I
Dimensions W x D x H mm	450 x 550 x 525	485 x 470 x 785	470 x 545 x 620	525 x 550 x 765
Capacity (Litres)	62	90	87	118
Power Voltage	12/24	12/24	12/24	12/24
Nominal Input	38.5 W	38.5 W	36.5 W	38.5 W
Average Consumption*	13.5 W/H	15 W/H	15W/H	19 W/H
Cooling Unit	Internal	Internal	Internal	Internal
Net Weight (KG)	19.6	16.1	25.5	21.2

* Average Power Consumption, tested at 30 °C Ambient Temperature



VITRIFRIGO REFRIGERATION



MARINE - Nautic sliding closing catch fitted upon request.

- SA1531K** NAUTIC CATCH TO SUIT C45
- SA1532K** NAUTIC CATCH TO SUIT C60/C75
- SA1533K** NAUTIC CATCH TO SUIT C85
- SA1535K** NAUTIC CATCH TO SUIT C115/C130

NEW

ICE MAKER

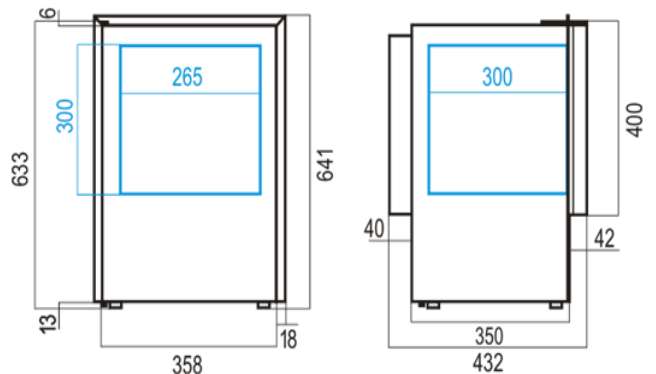


STAINLESS STEEL ICE MAKER

The latest release from Vitrifrigio will compliment any vessel. Connects to the main water plumbing system of the boat or some other source. Built in water tank model also available on indent only.

SA15286

MODEL	HYDRO
Capacity (Litres)	24
Voltage	230 v 50Hz
Cooling Unit	Internal
Ice Production	7kg per 24h
Net Weight (KG)	25kg



*Dimensions Above



SERADA

OCEAN REFRIGERATION



MODEL	DP150 I
Dimensions W x D x H mm	525 x 580 x 1095
Capacity (Litres)	150
Capacity Freezer	30
Power Voltage	12/24
Nominal Input	54.5 W
Average Consumption*	42 W/H
Cooling Unit	Internal
Net Weight (KG)	38.8

* Average Power Consumption, tested at 30 °C Ambient Temperature



MODEL	DP2600
Dimensions W x D x H mm	590 x 580 x 1335
Capacity (Litres)	230
Capacity Freezer	60
Power Voltage	12/24
Nominal Input	54.5 W
Average Consumption*	28 W/H
Cooling Unit	Internal
Net Weight (KG)	64.5

* Average Power Consumption, tested at 30 °C Ambient Temperature



Vertical Nautical Catches
Standard on DP2600

* Average Power Consumption, tested at 30 °C Ambient Temperature



STAINLESS STEEL REFRIGERATION



C42LIXPF - STAINLESS STEEL



C60IXPF - STAINLESS STEEL



C62IXPF - STAINLESS STEEL



C75LXPf - STAINLESS STEEL

MODEL	C42LIXPF	C60IXPF	C62IXPF	C75LXPf
Dimensions W x D x H mm	395 x 362 x 545	485 x 439 x 620	463 x 546 x 530	485 x 439 x 620
Capacity (Litres)	40	60	62	75
Power Voltage	12/24	12/24	12/24	12/24
Nominal Input	30.5 W	38.5 W	38.5 W	38.5 W
Average Consumption*	10.5 W/H	13.5 W/H	13.5 W/H	14 W/H
Cooling Unit	External	Internal	Internal	External
Net Weight (KG)	15.8	15.8	19.6	21.2

* Average Power Consumption, tested at 30°C Ambient Temperature



SERADA

STAINLESS STEEL REFRIGERATION



C85IXPF - STAINLESS STEEL



C130LXPF - STAINLESS STEEL



MODEL	C85IXPF	C130LXPF	DP2600IXPF
Dimensions W x D x H mm	500 x 449 x 790	540 x 544 x 765	585 x 593 x 1330
Capacity (Litres)	90	133	230 (+60l Freezer)
Power Voltage	12/24	12/24	12/24
Nominal Input	38.5 W	38.5 W	54.5 W
Average Consumption*	15 W/H	19.5 W/H	28 W/H
Cooling Unit	Internal	External	Internal
Net Weight (KG)	26.5	27.4	64.5

* Average Power Consumption, tested at 30°C Ambient Temperature



STAINLESS STEEL REFRIGERATION

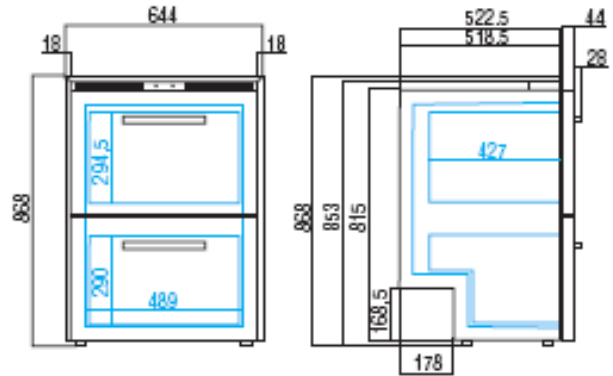


STAINLESS STEEL DOUBLE DRAW FRIDGE

The latest fridge from Vitrifrigo. Dual sliding draws.

C180DW 165litre Draw Fridge

MODEL	C180DW
Capacity (Litres)	165
Dimensions	W 607 x H 830 x D 542
Power Voltage	12/24
Cooling Unit	Internal
Net Weight (KG)	55kg



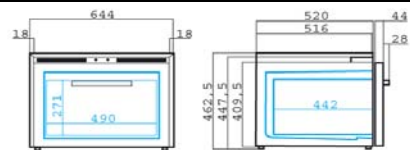
STAINLESS STEEL SINGLE DRAW FREEZER

The latest freezer from Vitrifrigo.

DW70BT 66litre Single Draw Freezer
DW70 66litre Single Draw Fridge



MODEL	DW70BT/DW70
Capacity (Litres)	66
Dimensions	W 607 x H 447 x D 565
Power Voltage	12/24
Cooling Unit	Internal
Net Weight (KG)	55kg





SERADA

VITRIFRIGO REFRIGERATION

WHITE REFRIGERATION



MODEL	C160B
Dimensions W x D x H mm	540 x 555 x 1045
Capacity (Litres)	158
Capacity Freezer	16
Power Voltage	12/24
Nominal Input	56.9 W
Average Consumption*	20 W/H
Cooling Unit	Internal
Net Weight (KG)	38

* Average Power Consumption, tested at 30 °C Ambient Temperature

Includes: 2x Fruit/Vegetable Bins - Pictured

MODEL	C190B
Dimensions W x D x H mm	540 x 590 x 1245
Capacity (Litres)	187
Capacity Freezer	45
Power Voltage	12/24
Nominal Input	56.9 W
Average Consumption*	23 W/H
Cooling Unit	Internal
Net Weight (KG)	44

* Average Power Consumption, tested at 30 °C Ambient Temperature



NEW

MODEL	C220B
Dimensions W x D x H mm	540 x 588 x 1400
Capacity (Litres)	218
Capacity Freezer	46
Power Voltage	12/24
Nominal Input	56.9 W
Average Consumption*	28.3 W/H
Cooling Unit	Internal
Net Weight (KG)	48

* Average Power Consumption, tested at 30 °C Ambient Temperature